




# GROJBAND

## STENCIL MANIA



CUSTOMISE YOUR STUFF WITH THIS  
TOTALLY AWESOME GROJBAND STENCIL!

YOU WILL NEED:

-  1. SCISSORS
-  2. T-SHIRT / NOTEPAD / CANVAS BAG
-  3. FABRIC PAINT

1. CUT ALONG THE DOTTED LINE
2. PLACE THE STENCIL ON YOUR CHOSEN BACKGROUND
3. PAINT THE STENCIL
4. ALLOW YOUR COOL CREATION TO DRY
5. IT'S SHOWTIME! YOU'RE NOW READY TO ROCK!

FREMANTLEMEDIA

